

American Sociological Review (2010-2014): A Bibliometric Study

Jamal Ahmad Siddiqui*, Mamta Kumari**

Abstract

The study is based on the Bibliometric analysis of 204 research papers published in five volumes of 30 issues of American Sociological Review published during 2010 to 2014. The paper review the authorship pattern of the contributors, number of articles published in each issue, Geographical distribution of authors and length of each paper in five volumes. The study also reveals the number of articles published in each issue during the period 2010 to 2014.

Keywords: Bibliometric; American Sociological Review; Authorship Pattern; Geographical Distribution.

Introduction

The American Sociological Association is well positioned to provide a unique set of services to its member and to promote the vitality, visibility, and diversity of the discipline. Working at the national and International levels, the Association aims to articulate policy and implement programs likely to have the broadest possible impact for sociology now and in the future.

The American Sociological Review is a bimonthly peer-reviewed academic journal covering all aspects of sociology. It is published by sage publications on behalf of the American Sociological Association.

The American Sociological Review is the flagship journal of the American Sociological Association (A.S.A.). The A.S.A. founded this journal in 1936 (Volume 1st with the mission to publish original works of interest to the Sociology discipline in general, new theoretical developments, results of research that advance our understanding of fundamental social processes; and important Methodological innovations. All areas of Sociology are welcome in the American Sociological Review. Emphasis is on exceptional quality and general interest.

Author's Affiliation: *Dy. Librarian, Ch. Charan Singh University, Meerut. **MLISc student, Department of Library & Information Science, CCS University, Meerut.

Reprint's Request: Jamal Ahmad Siddiqui, Dy. Librarian, Ch. Charan Singh University, Meerut, Uttar Pradesh 200005.

E-mail: jamal_siddiqui2004@yahoo.co.in

American Sociological Review affairs online first, by which forth coming articles are published online before they are scheduled to appear in print.

Objectives

- ◆ Articles published per Volume
- ◆ Authorship pattern of paper published
- ◆ Authorship Pattern of Contribution (Volume wise)
- ◆ Geographical distribution of publications (State wise)
- ◆ Study of length of paper
- ◆ To know the Reference pattern

Methodology

The present study deals with a peer reviewed journal "American Sociological Review" (ASR) as the source journal. The thirty issues of five volumes from 2010 to 2014 (Volume 75 to Volume 79) have been selected for the present study. The papers published in these volumes have been downloaded from CCS University website (webpage e-journals subscribed). 204 papers have been published during the five year and these papers are then entered in MS Excel sheets to identify the variables of the objectives of study. The data converted into tables to examine the results.

Table 1: Number of Articles per volume time and age Combative

Volume	Year of Publication	No. of Article	Article Percentage
Volume 75	2010	38	19%
Volume 76	2011	38	19%
Volume 77	2012	40	20%
Volume 78	2013	40	20%
Volume 79	2014	48	22%
		204	100%

Data Analysis and Interpretation

A total of 204 contributions have been published in five years 2010-2014. Table 1 gives the details regarding the distribution of 204 contribution

published from 2010-2014. Maximum number of contributions 48 (22%) were published in 2014 followed by 40 (40.20%) in 2012 and 2013. However, only 38 (19%) papers were published in 2010 and 2011.

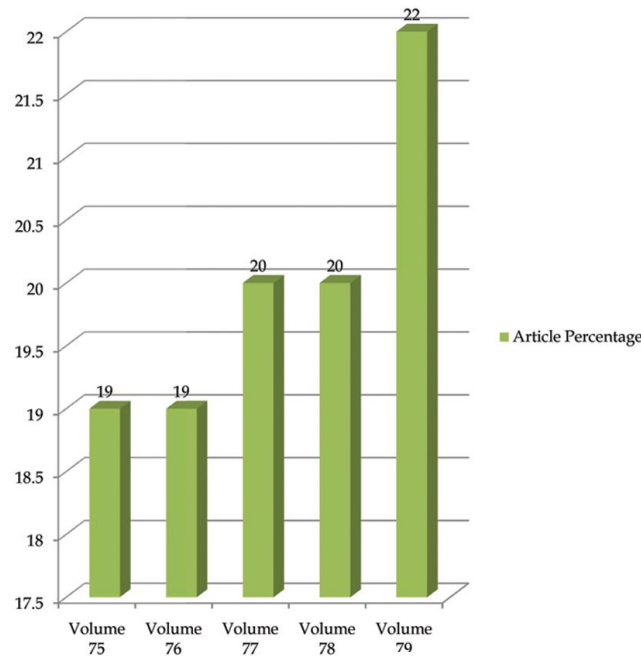


Table 2: Authorship Pattern

No. of Author	Table of Contribution	Percentage
Single Author	10	16%
Two Author	22	36%
Three Author	18	29%
More than 3 Author	12	19%
	62	100%

Table 2 gives the details about the authorship pattern. A total of 10 contributions (16%) out of 62 have been contributed by single author, 22 contributions (36%) by two authors and 18 contributions (29%) by three authors, 12 contributions (19%) have been contributed by more than three authors. It is observed that majority of the papers published during the said period is contributed by two authors.

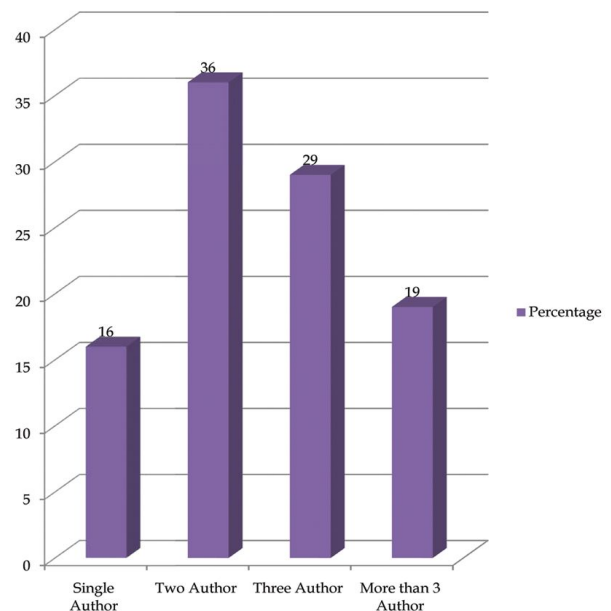


Table 3: Authorship Pattern of Contribution (Volume wise)

Volume	On e Author		Two author		Three author		More than 3 author	
Volume 75	11	17%	32	19%	33	20%	8	10%
Volume 76	11	17%	26	15%	36	22%	23	28%
Volume 77	15	22%	32	19%	36	22%	4	5%
Volume 78	15	22%	30	18%	27	17%	17	21%
Volume 79	15	22%	50	29%	30	19%	29	36%
	67	100	170	100	162	100	81	100

Table 3 gives authorship pattern of contribution volume wise. It indicates that out of the 67 contribution of single author volume wise 77, 78 and 79 have the highest number (i.e.) 15 (22%) out of 170 contributions by two authors, volume 79, has the highest number i.e. 50 (29%) and volume 77 has the lowest number i.e.

26 (15%). Out of 162 contributions by three authors volume 77 has the highest number i.e. 36 (22%) and volume 77 has the lowest number i.e. 207 (17%). Out of the 4 contribution by more than four author volume 79 has the highest number 29 (36%) Volume 77 have the lowest number i.e. 4 (5%) contributions.

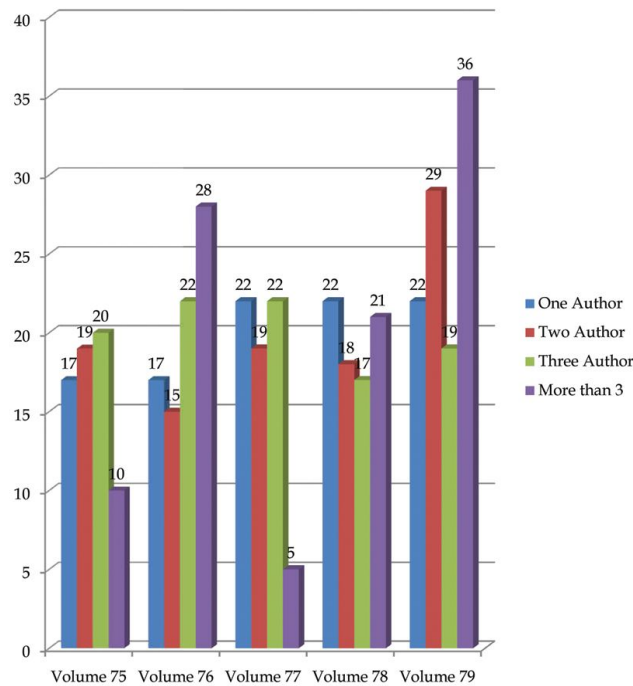


Table 4: State wise Distribution

Name of State	No. of Distribution	Percentage
New York	6	11%
California	5	8%
Columbia	5	8%
Washington	4	7%
Princeton	3	5%
Stanford	3	5%
Madison	3	5%
Texas	2	3%
New Jersey	2	3%
Israel	2	3%
Harvard	2	3%

Chapil hill	2	3%
USA	1	2%
Arizona	1	2%
Buffalo	1	2%
Colorado	1	2%
Canada	1	2%
Cornell	1	2%
Bar-lan	1	2%
Michigan	1	2%
Pennsylvania	1	2%
Connecticut	1	2%
Albany	1	2%
Tennessee	1	2%
Lowa	1	2%
Oregon	1	2%
Indian	1	2%
Mary land	1	2%
Notre dame	1	2%
Yale	1	2%
Purdue	1	2%
Michigan-Ann Arbor	1	2%

Table 4 gives the state wise distribution of contribution in the five volume of the journal. Out of the 59 contributions, the highest number of contributions i.e. 6 (11%) were published by the authors of New York, followed by 5 contributions

(8%) by the resident of California and Columbia. However, the least number of contributions i.e. only 1(2%) is contributed by the people of more than 50% countries including Arizona, Canada and India.

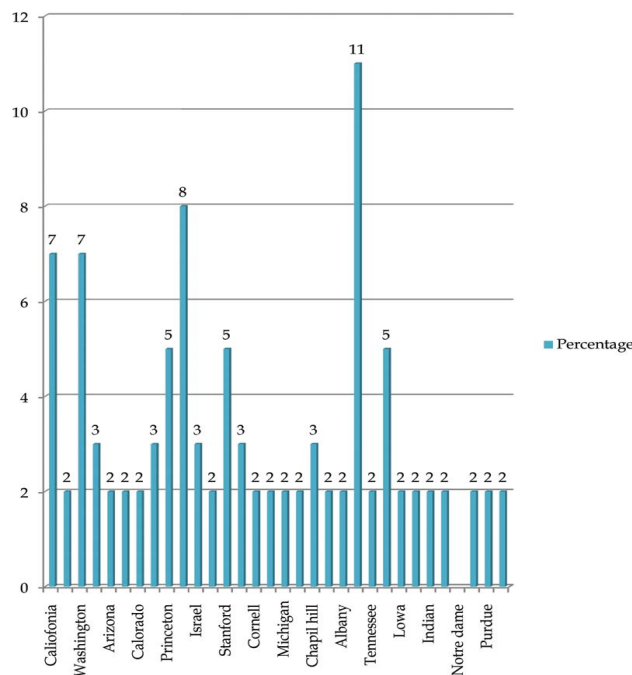
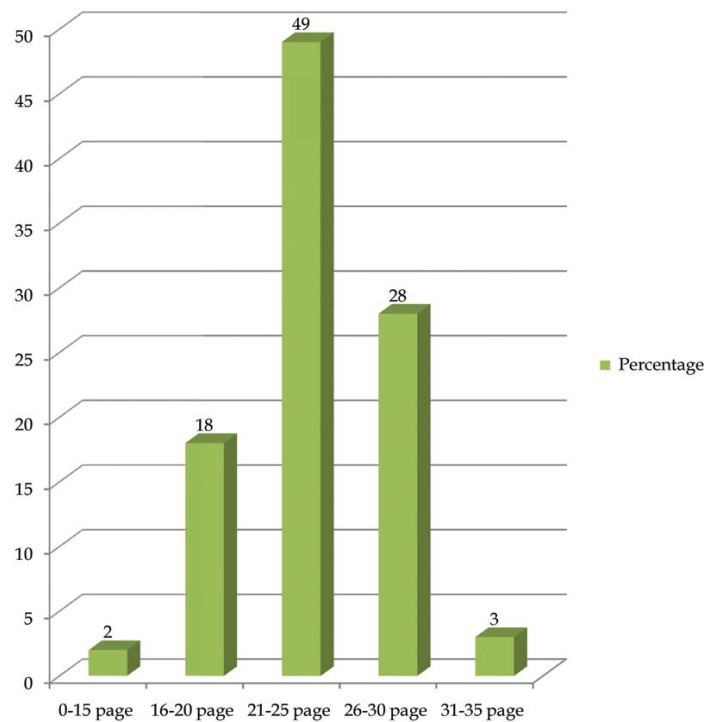


Table 5: Length of Article

No. Pages	2010	2011	2012	2013	2014	total	% age
0-15 page	-	-	-	-	5	5	2%
16-20 page	6	11	7	6	8	38	18%
21-25 page	23	19	20	21	24	107	49%
25-30 page	9	13	13	14	12	61	28%
31-35 page	1	-	1	-	4	6	3%
Total	39	43	41	41	53	217	100%

The table shows that maximum numbers of articles i.e. 107 (49%) were published in 21-25 pages, whereas the articles which were published in 25-30 pages were 61 (28%). The study shows that none of

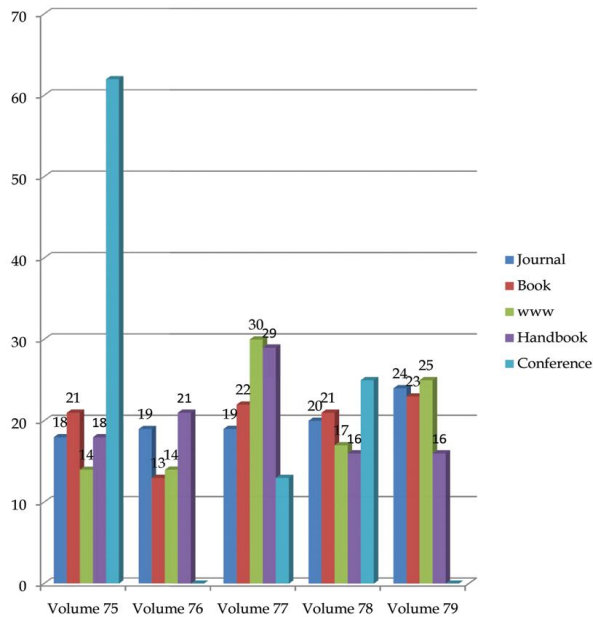
the articles during the covered period of five years were published in more than 35 pages. The maximum numbers of articles were published in between 21 to 25 pages which are about 49%.

**Table 6:** No. of References

Volume	Year	Journal	%	Book	%	www	%	Handbook	%	Conference	%
Volume 75	2010	1787	18%	1315	21%	66	14%	24	18	5	62
Volume 76	2011	1998	19%	828	13%	64	14%	28	21	-	-
Volume 77	2012	1931	19%	1409	22%	138	30%	38	29	1	13
Volume 78	2013	1958	20%	1296	21%	81	17%	22	16	2	25
Volume 79	2014	2431	24%	1420	23%	116	25%	21	16	-	-
Total		10,005	100	6,268	100	465	100	133	100	8	100

Table 6 shows the number of references cited by authors during the last five years 2010-2014. The maximum number of references i.e. 10,005 cited in the articles from journals. The maximum references from journals have been noticed during 2014. Only 1787 (18%) references from different journals were cited in articles in the year 2010. The books were also used to help the authors in their contributions. The

maximum number of references from books have been cited during 2014 i.e. 1420. The study shows that the contributors have consulted different websites and conference proceedings to contribute their contributions. It is noticed 465 websites and only eight conference proceedings were accessed by the contributors to write their articles for the journal during the period of five year.



Findings and Conclusion

The Findings of the present study are summarized below:

1. The contribution of articles in each volume of American Sociological Review is constantly increasing from volume to volume.
2. Maximum number of articles 53 were published during the year 2014 and minimum number of articles i.e. 39 published in 2010. Maximum number of paper, were published in between 21 to 25 pages during 2010.
3. Majority of the papers published by single author is 16% and by two authors is 36%.
4. It is found that Journal articles are predominant in citations i.e. 10,005 (100%) followed by books 6,268 (62.68%) the least number of citations are from conference proceeding which is only 8 (0.08%).
5. The maximum number of authorship pattern is 36% and the minimum number of authorship pattern is 5%.

Conclusions

The study "American Sociological Review, A Bibliometric study (2010-2014)" is carried out through online version. The present study confined to the publications of 402 research papers printed in

five volumes of ASA during the period of 2010 to 2014. The study reveals that the best number of articles i.e. 48, were published in the year 2014 and the lowest numbers of articles i.e. 38 were published in volume 75 in 2010. It is observed that majority of the papers are published by single author. The maximum papers in American Sociological Review were published during the year 2014. This journal is one of the leading peer-reviewed completely dedicated to the field of sociology. The American Sociological Review does not publish book reviews. American Sociological Review offers online first by which forth coming articles are published online before there are scheduled to appear in print.

References

1. A. H. Halsey, *A history of sociology in Britain: science, literature, and society*, 204; p. 34.
2. Abend, Gabriel. "The meaning of 'Theory'." *Sociological Theory*, 208; 26: 2.
3. Ashley D, Orenstein DM *Sociological theory: Classical statements (6th ed.)*. Boston, Massachusetts, USA: Pearson Education. 2005; pp. 3-5, 32-36.
4. Ashley D, Orenstein DM, *Sociological theory: Classical statements (6th ed.)*. Boston, Massachusetts, USA: Pearson Education. 2005; pp. 3-5, 38-40.
5. Ashley D, Orenstein DM. *Sociological theory: Classical statements (6th ed.)*. Boston, Massachusetts, USA: Pearson Education. 2005; pp. 94-98, 100-104.
6. Ashley D, Orenstein DM. *Sociological theory: Classical statements (6th ed.)*. Boston, Massachusetts, USA: Pearson Education. 2005; p. 169.
7. Ashley D, Orenstein DM. *Sociological theory: Classical statements (6th ed.)*. Boston, Massachusetts, USA: Pearson Education. 2005; pp. 202-203.
8. Bendix, Reinhard. *Max Weber: An Intellectual Portrait*. University of California Press, July 1997. ISBN 0-520-03194-6.
9. Christian Smith. *The Sacred Project of American Sociology*. Oxford University Press. 2014; p. 142. ISBN 9780199377145. Retrieved 18 December 2014.
10. Giddens, Anthony, Duneier, Mitchell, Applebaum, Richard. *Introduction to Sociology. Sixth Edition*. New York: W.W. Norton and Company. 2007; Chapter 1.

11. "Ibn Khaldun biography - Muslim historian Encyclopedia Britannica". britannica.com. Retrieved 4 April 2015.
12. "International Sociological Association Website". Isa-sociology.org. Retrieved 4 November 2011.
-

Indian Journal of Trauma and Emergency Pediatrics

Handsome offer for subscribers!!

Subscribe **Indian Journal of Trauma and Emergency Pediatrics** and get any one book or both books absolutely free worth Rs.400/-.

Offer and Subscription detail

Individual Subscriber

One year: Rs.7650/- (select any one book to receive absolutely free)

Life membership (valid for 10 years): Rs.76500/- (get both books absolutely free)

Books free for Subscribers of **Indian Journal of Trauma and Emergency Pediatrics**. Please select as per your interest. So, don't wait and order it now.

Please note the offer is valid till stock last.

CHILD INTELLIGENCE

By Dr. Rajesh Shukla

ISBN: 81-901846-1-X, Pb, vi+141 Pages

Rs.150/-, US\$50/-

Published by **World Information Syndicate**

PEDIATRICS COMPANION

By Dr. Rajesh Shukla

ISBN: 81-901846-0-1, Hb, VIII+392 Pages

Rs.250/-, US\$50

Published by **World Information Syndicate**

Order from

Red Flower Publication Pvt. Ltd.

48/41-42, DSIDC, Pocket-II, Mayur Vihar, Phase-I

Delhi - 110 091 (India)

Tel: 91-11-22754205, 45796900, Fax: 91-11-22754205

E-mail: redflowerpppl@gmail.com, redflowerpppl@vsnl.net

Website: www.rfpppl.co.in